

Accredited and Unaccredited Law School Performance Report

2022

Title updated July 2024.



The State Bar of California

Introduction

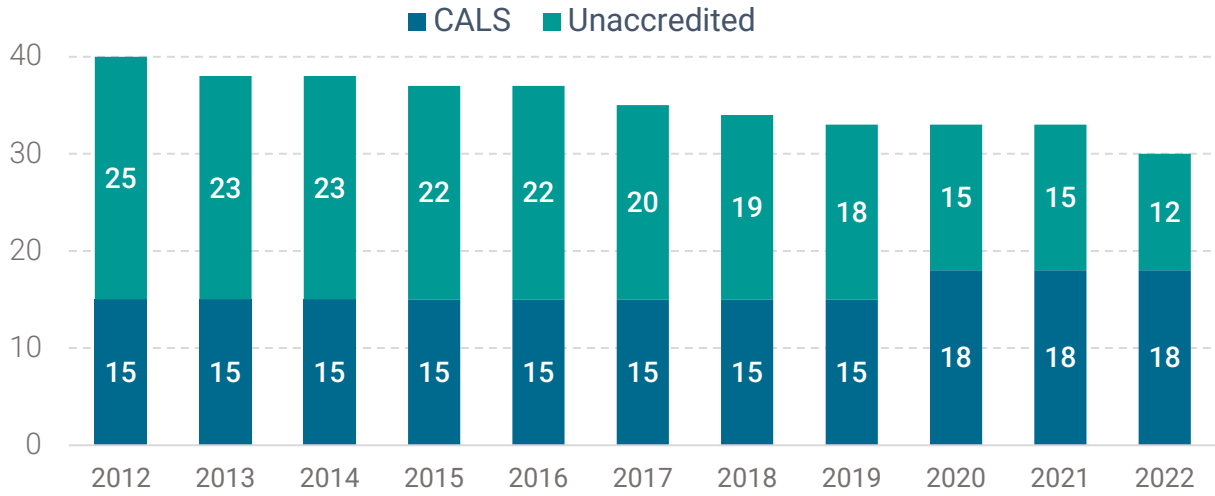
This report contains key measures for law schools accredited by the State Bar of California’s Committee of Bar Examiners and law schools that are registered and monitored by the Committee but are unaccredited. These schools are referred to as “CALS” and “Unaccredited” throughout the report.

The primary sources of data for this report are the CALS schools' 2022 Periodic Compliance Reports and the Unaccredited schools' 2022 Annual Compliance Reports. These reports are mandatory and gather both administrative and programmatic information and data from schools on an annual basis. To supplement this, historical data on the number of schools categorized by type and the total enrollment figures were drawn from past annual reports. Information on exam statistics was sourced from publicly available reports.

Data definitions are provided throughout the report. Results reported here are as of November 2023.

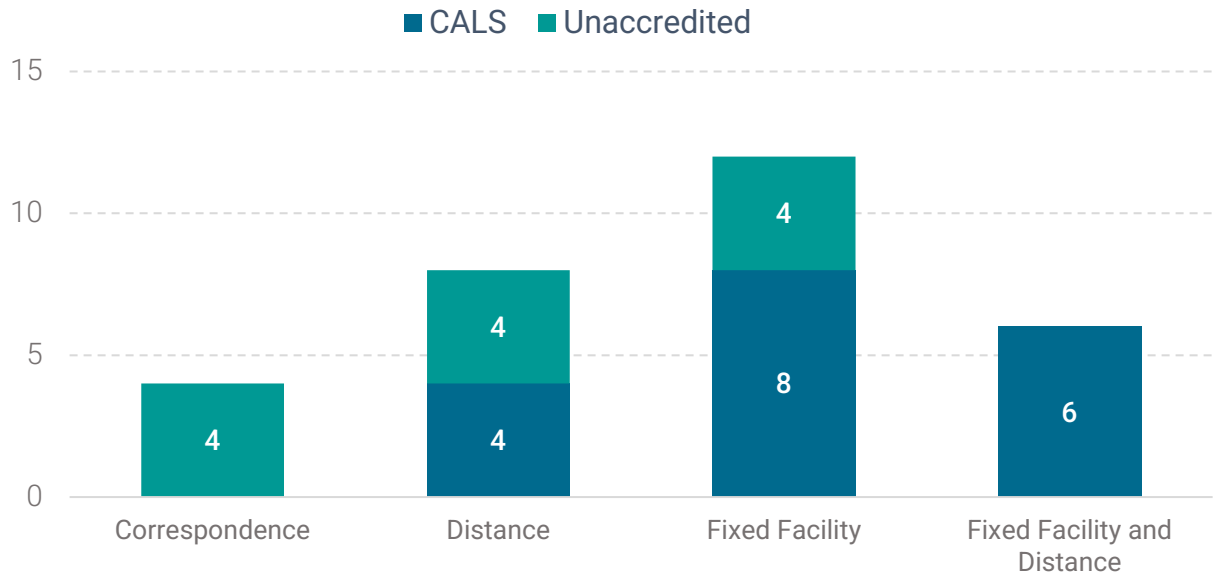
LAW SCHOOL TYPE

Number of CALS and Unaccredited Schools
2012 - 2022



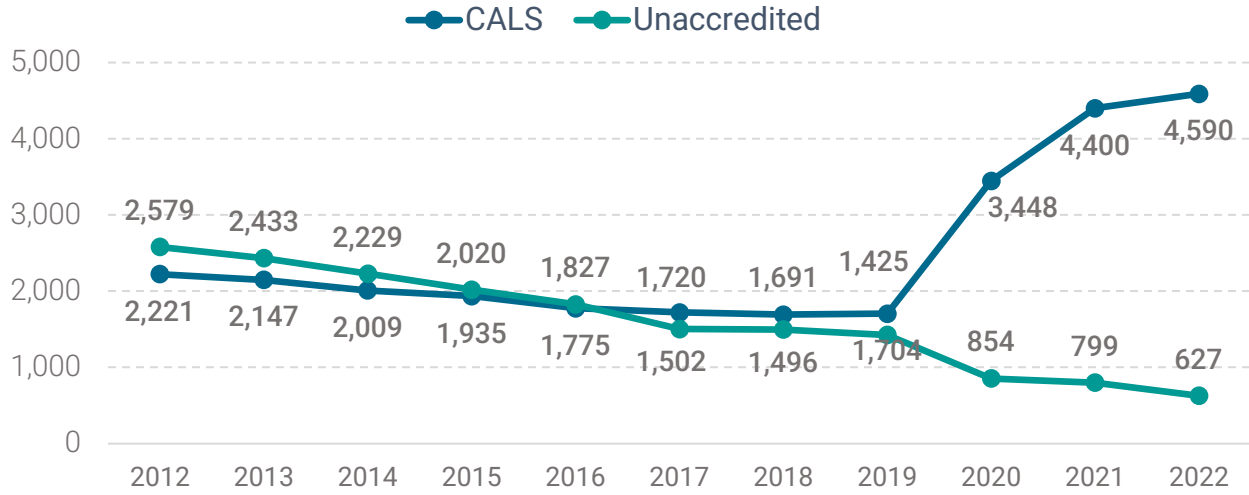
TEACHING MODALITY

Number of Law Schools by Teaching Modality
2022



ENROLLMENT

JD Enrollment
2012 - 2022



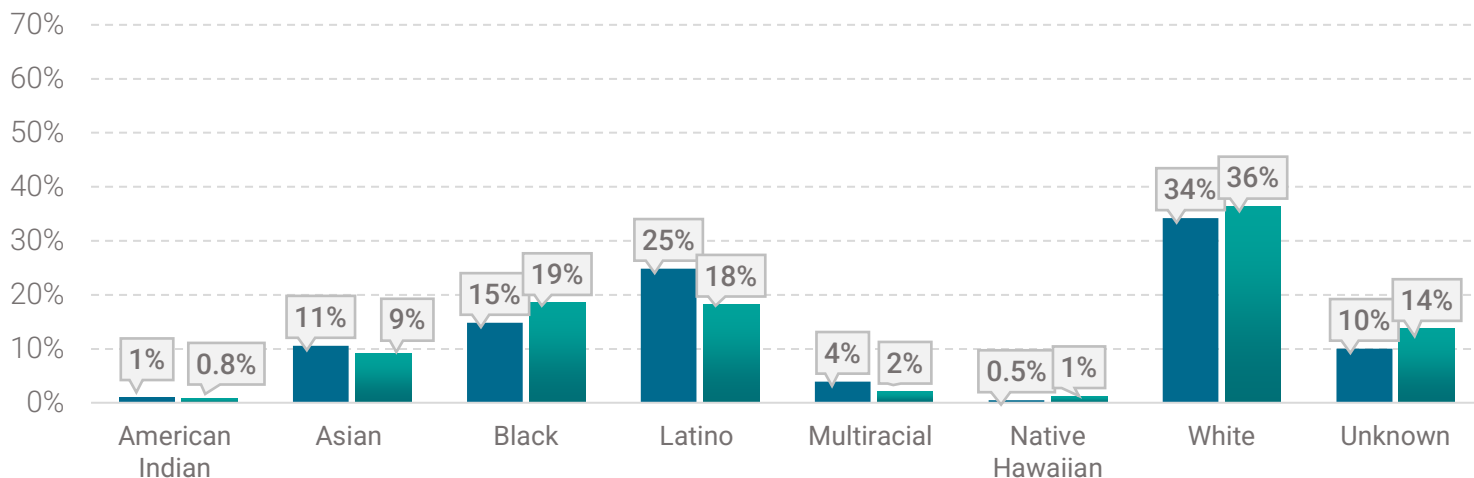
Note: "JD enrollment" refers to the number of students enrolled in a JD granting program.

ENROLLMENT (continued)

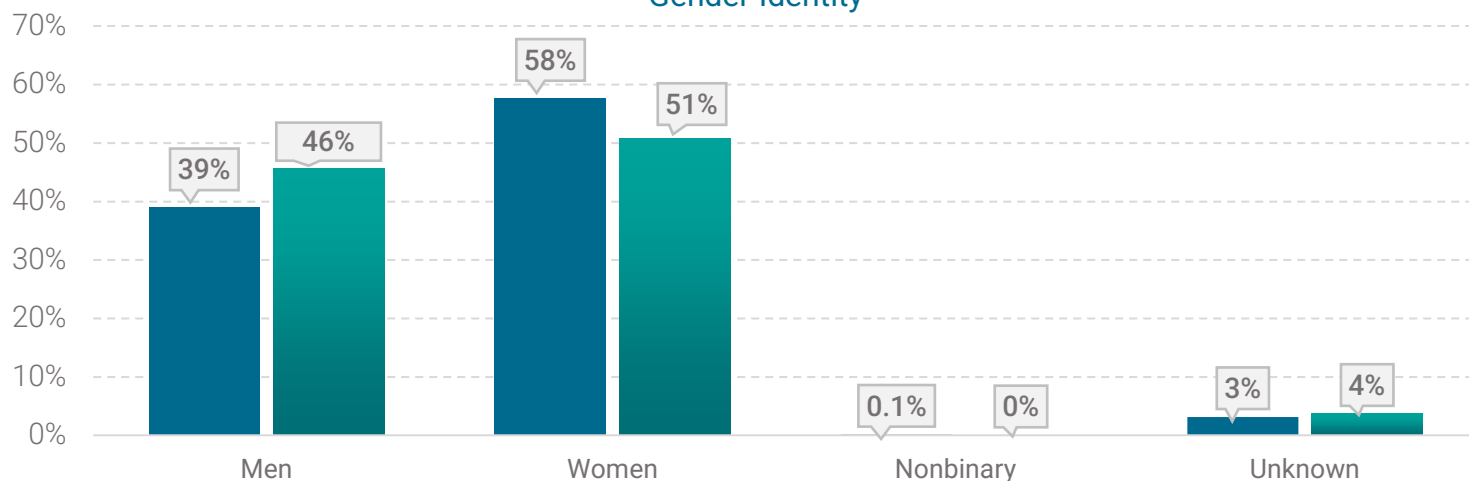
JD Enrollment by Demographic Characteristics
2022

■ CALS ■ Unaccredited

Race/Ethnicity Detailed

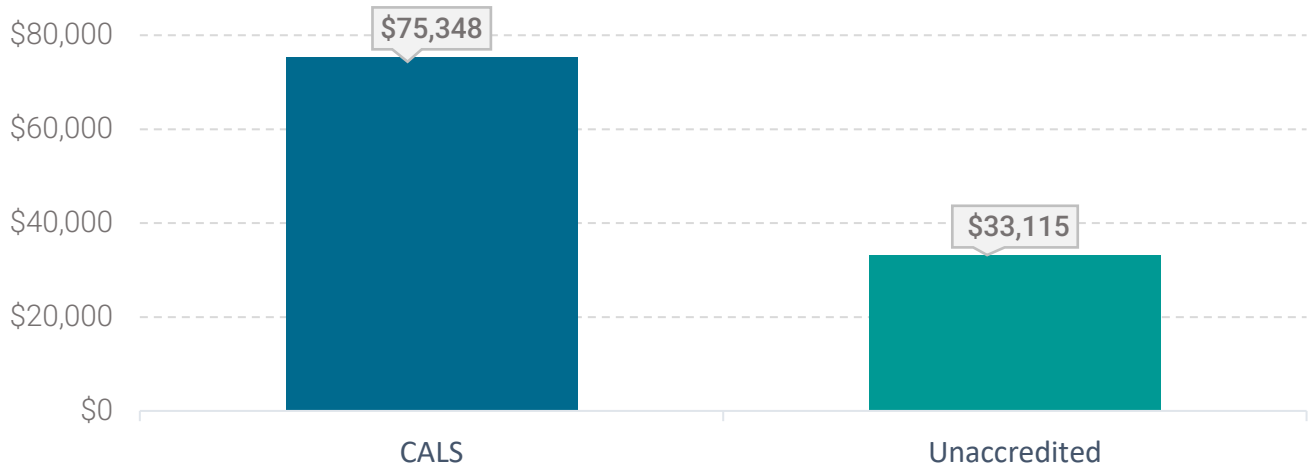


Gender Identity



LAW SCHOOL COSTS

Average Total Tuition and Fees to Complete a JD
2022



LAW SCHOOL COSTS (continued)

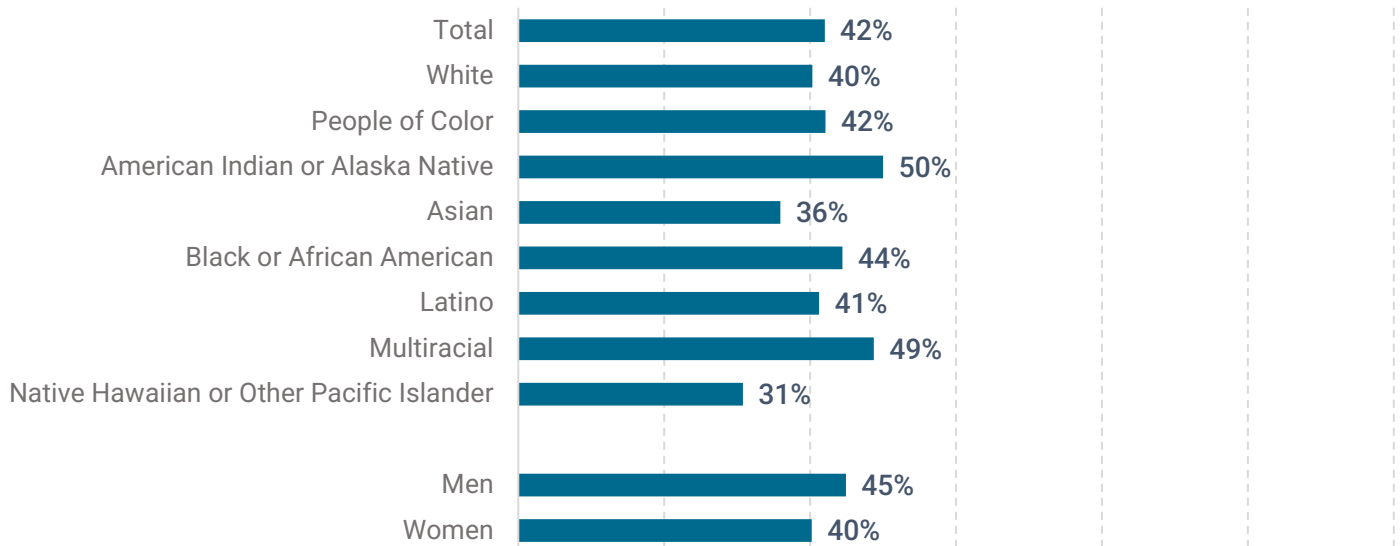
Total Tuition and Fees to Complete a JD by Law School 2022

Law School Name	Total Tuition and Fees to Complete a JD
CALS	
Northwestern California University School of Law	\$16,395
St. Francis School of Law	\$52,100
Concord Law School at Purdue University Global	\$53,220
Cal Northern School of Law	\$61,005
Lincoln Law School of Sacramento	\$66,300
JFK School of Law at National University	\$66,502
Humphreys University Drivon School of Law	\$69,000
Empire College School of Law	\$72,369
The Colleges of Law	\$72,765
Monterey College of Law	\$85,450
San Joaquin College of Law	\$87,350
Lincoln Law School of San Jose	\$88,500
Glendale University College of Law	\$89,850
University of West Los Angeles	\$92,615
San Francisco Law School	\$94,232
Thomas Jefferson School of Law	\$94,696
Trinity Law School	\$96,675
University of La Verne College of Law and Public Service	\$97,235
Average	\$75,348
Unaccredited	
American International School of Law	\$10,550
Southern California Institute of Law	\$13,300
Peoples College of Law	\$22,400
American Institute of Law	\$23,060
Taft Law School	\$35,515
California School of Law	\$37,800
Pacific Coast University, School of Law	\$38,500
Irvine College of Law	\$39,400
Oak Brook College of Law and Government Policy	\$41,200
Abraham Lincoln University	\$42,300
Western Sierra Law School	\$45,250
California Desert Trial Academy	\$48,100
Average	\$33,115

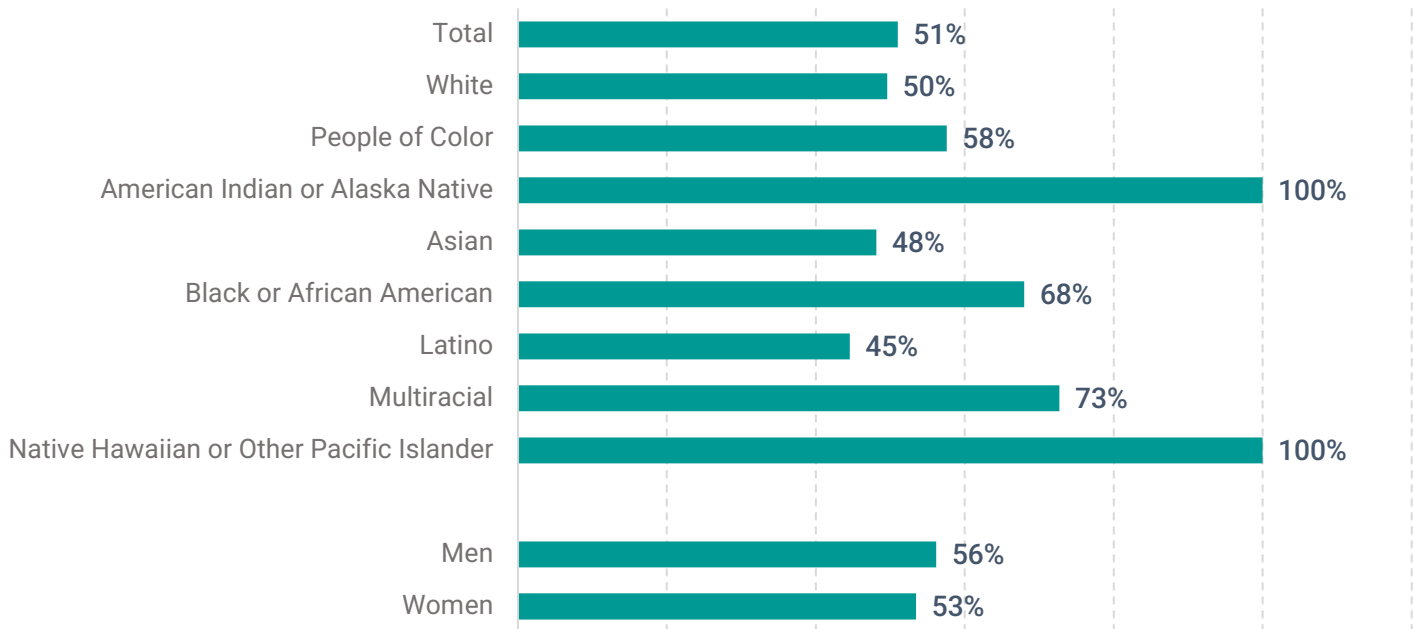
ATTRITION (continued)

First-Year Law Student Non-Transfer Attrition Rates by Race/Ethnicity and Gender Identity

CALS



Unaccredited

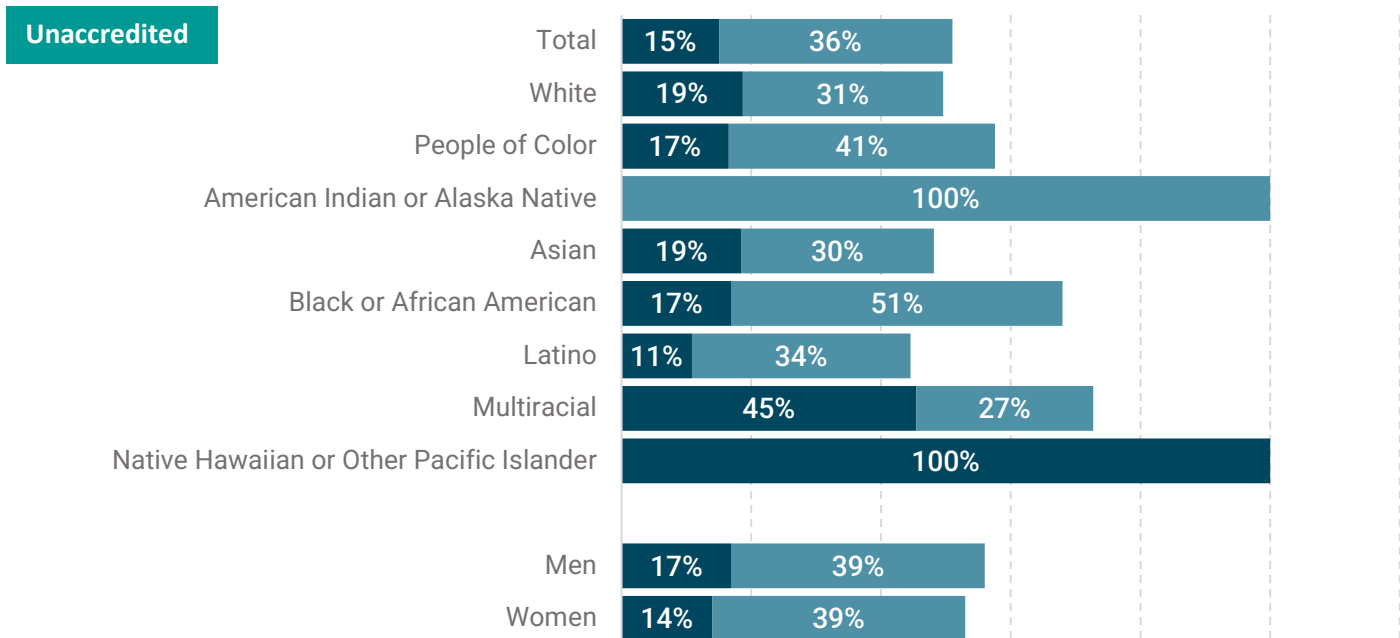
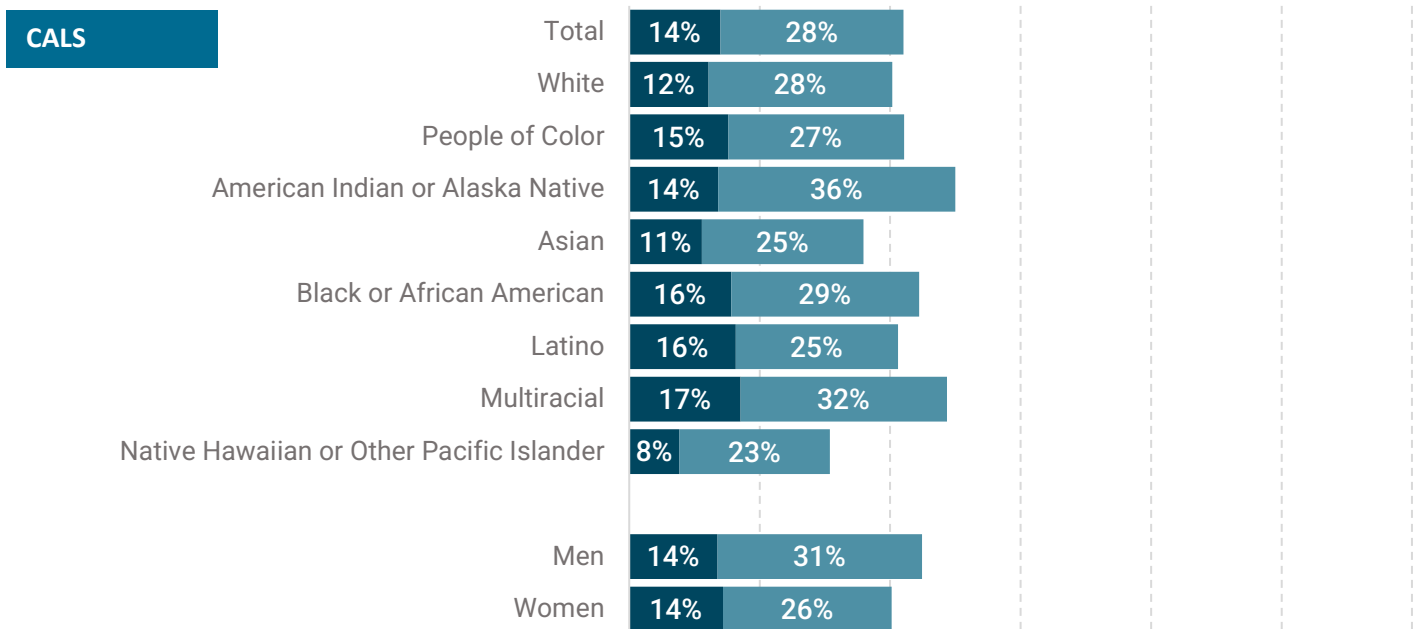


Note: Analyses of attrition focus on 2021 first-year law students who discontinue their legal education prior to beginning their second year. Students who transferred, or were studying at another school temporarily, or those who are on a leave of absence of one year or less were excluded from these analyses.

ATTRITION (continued)

First-Year Law Student Non-Transfer Attrition Rates by Reason for Race/Ethnicity and Gender Identity

■ Academic Reason ■ Other Reason



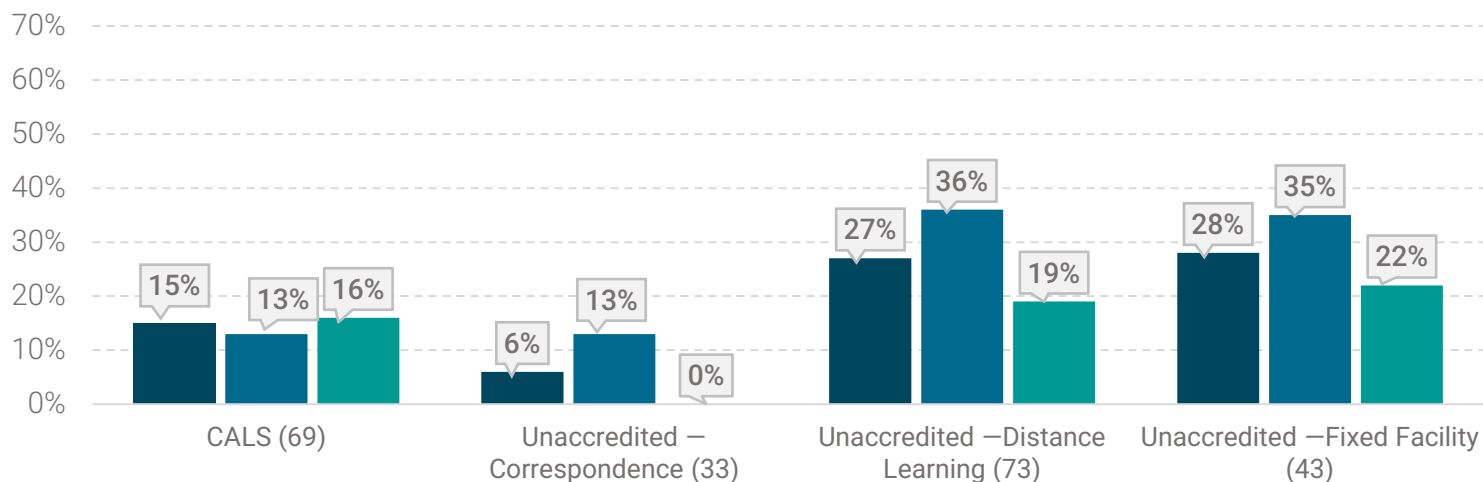
Note: Analyses of attrition focus on 2021 first-year law students who discontinue their legal education prior to beginning their second year. Students who transferred, or were studying at another school temporarily, or those who are on a leave of absence of one year or less were excluded from these analyses.

EXAM OUTCOMES

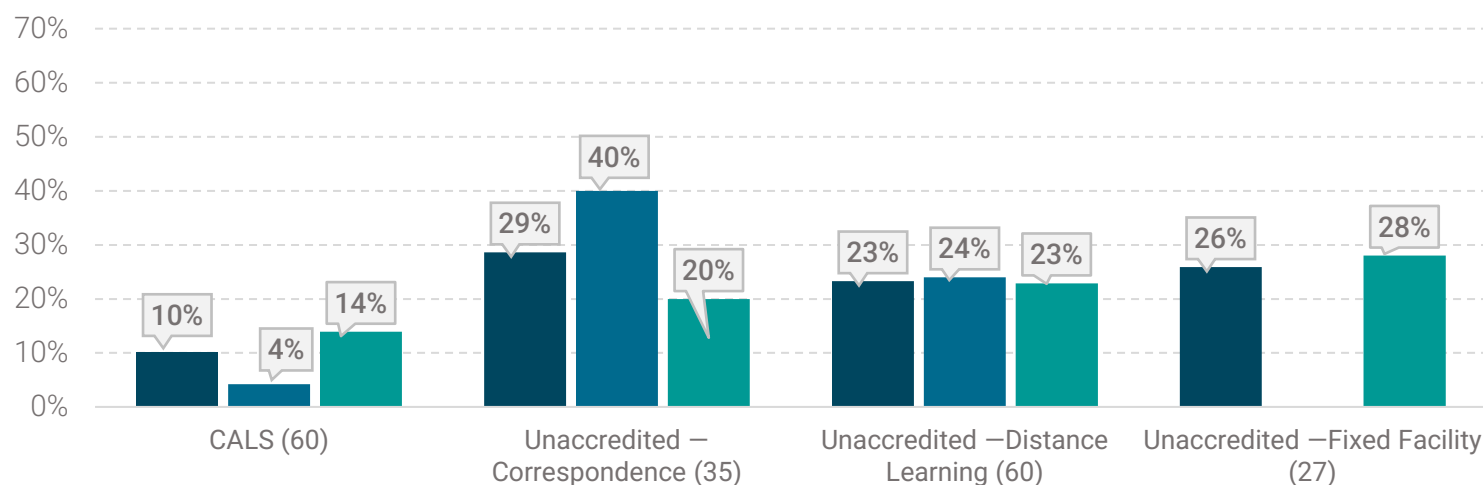
First-Year Law School Students' Exam Pass Rates by Test Taker Status
June and October 2022

■ Total Test Takers ■ First-timers ■ Repeaters

June 2022

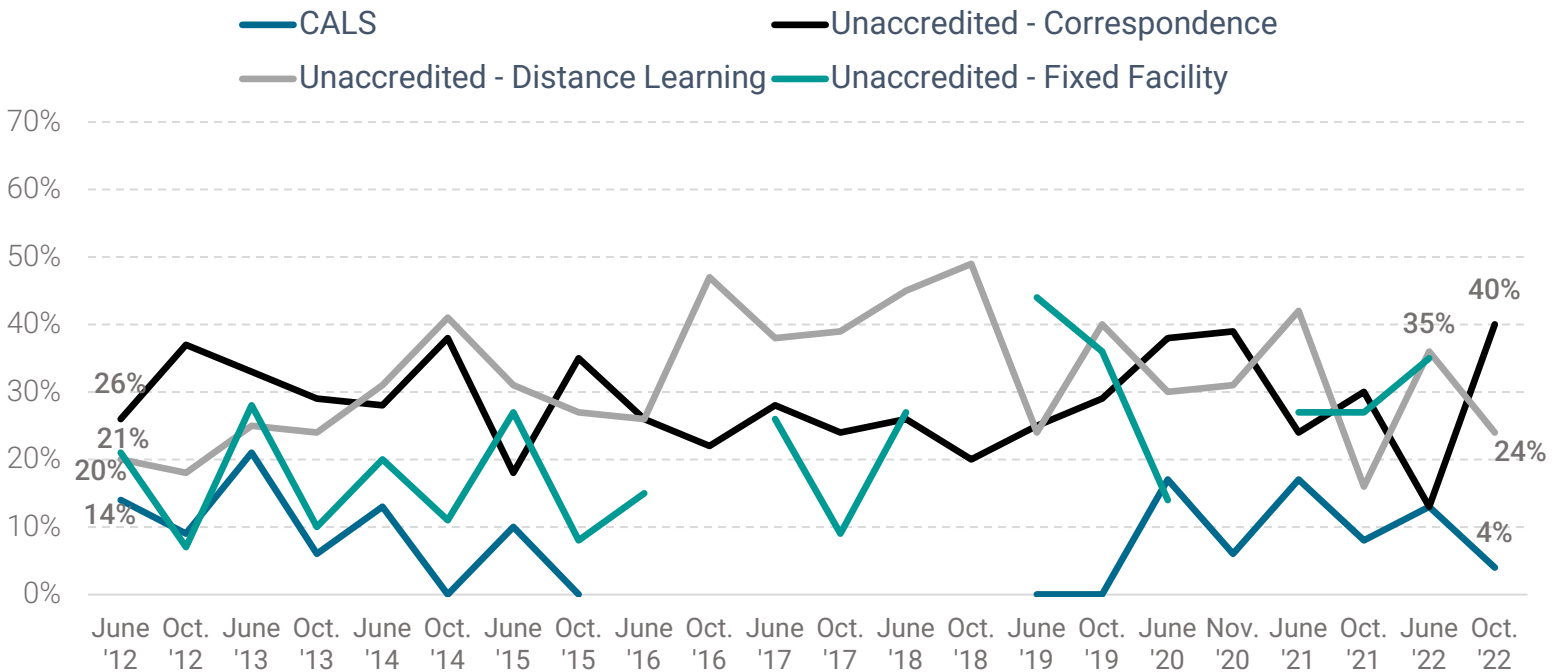


October 2022



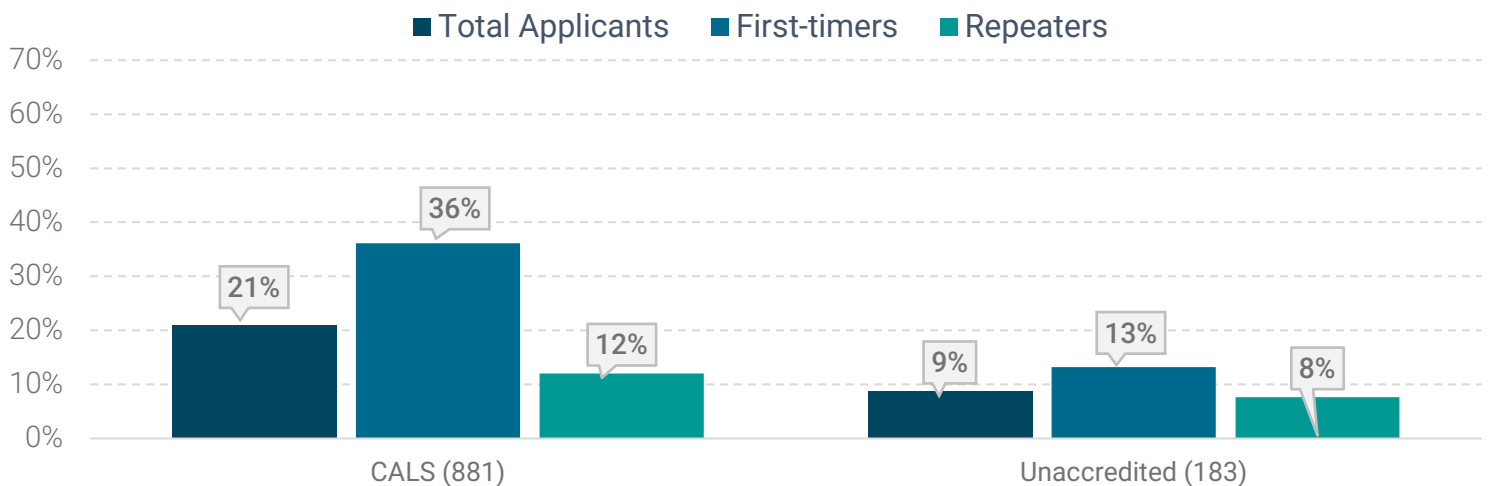
EXAM OUTCOMES (continued)

Historical First-Time First-Year Law Student Exam Pass Rates
2012-2022



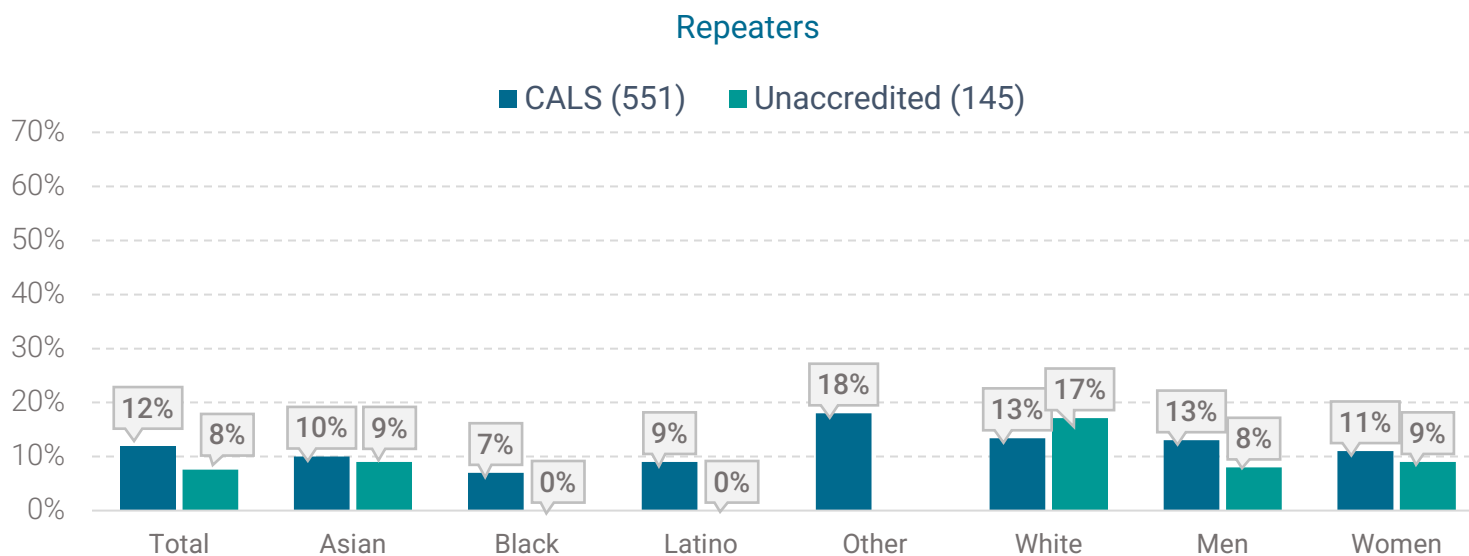
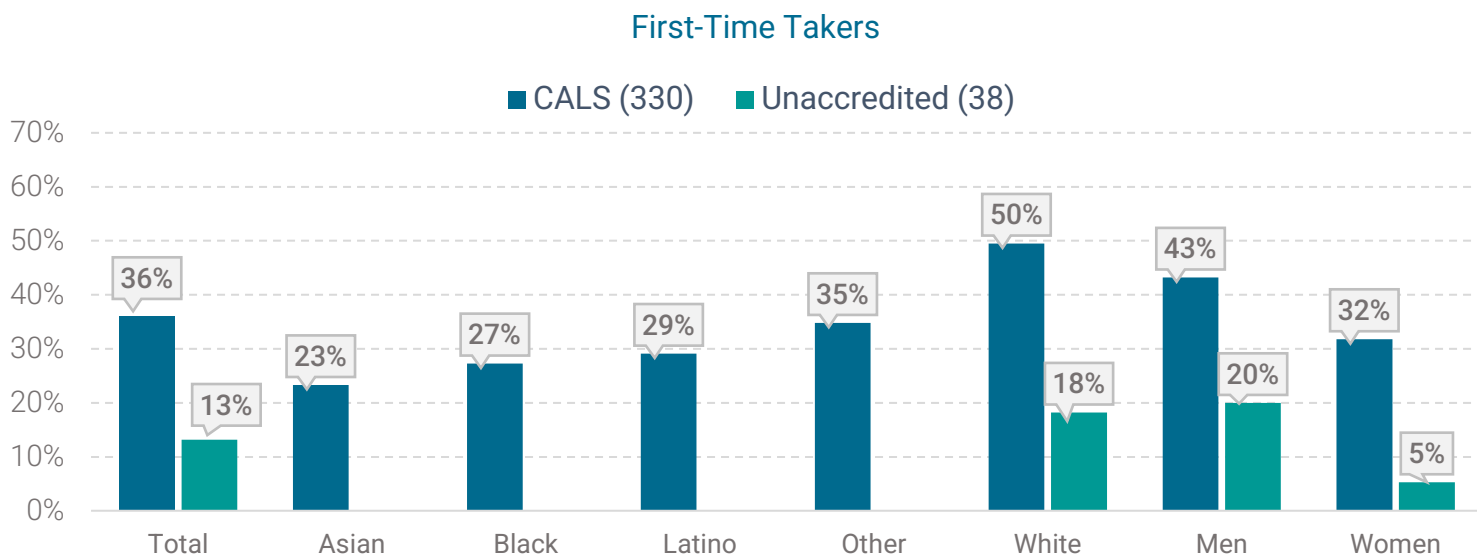
Note: Data displayed only when data is publicly available.

California Bar Exam Pass Rates by Test Taker Status
July 2022



EXAM OUTCOMES (continued)

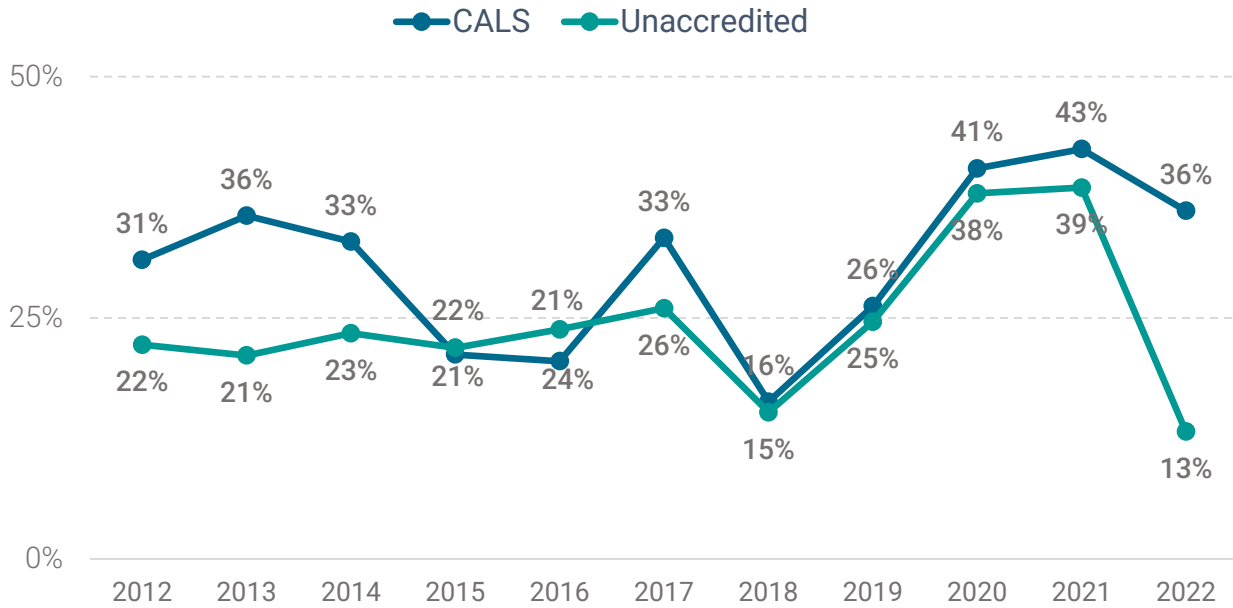
California Bar Exam Pass Rates by Race/Ethnicity and Gender Identity
July 2022



Note: Data displayed only when data is publicly available. Data not publicly available for Asian, Hispanic, Black, and Other applicants from Unaccredited law schools for first-time test takers and Other repeaters from Unaccredited law schools. "Other" includes racial/ethnic groups American Indian, Native Hawaiian, other and more than one racial/ethnic group. Number of test takers in parentheses.

EXAM OUTCOMES (continued)

California Bar Exam Pass Rates for First-Time Test Takers
July 2012-2022

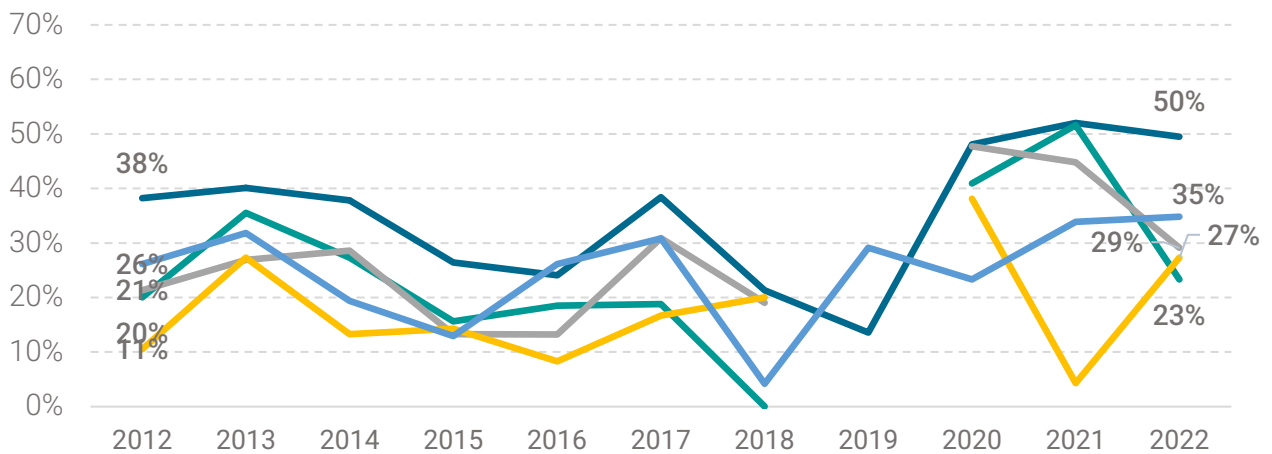


EXAM OUTCOMES (continued)

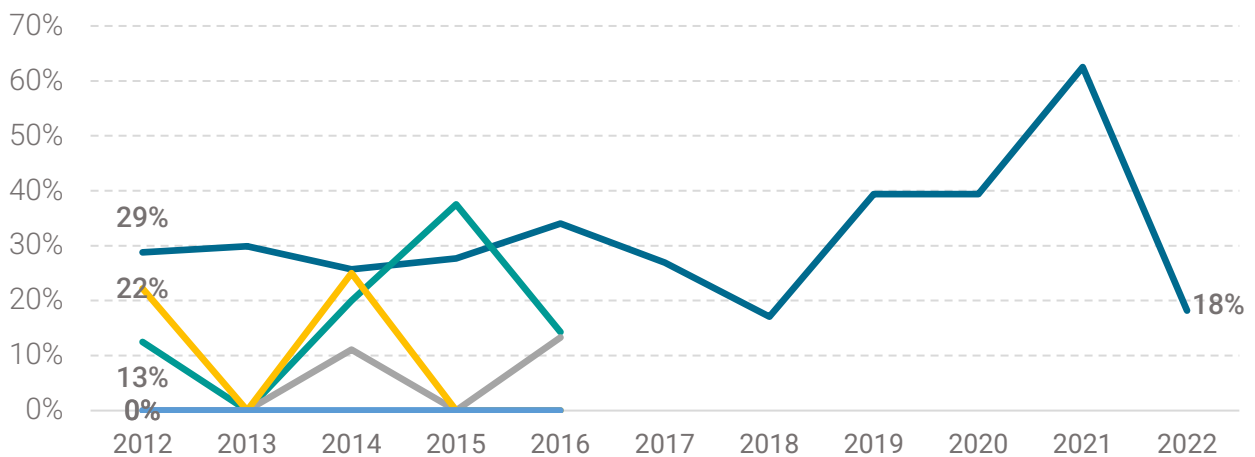
California Bar Exam Pass Rates for First-Time Test Takers by Race/Ethnicity
July 2012-2022

White Asian Latino Black Other

CALS



Unaccredited



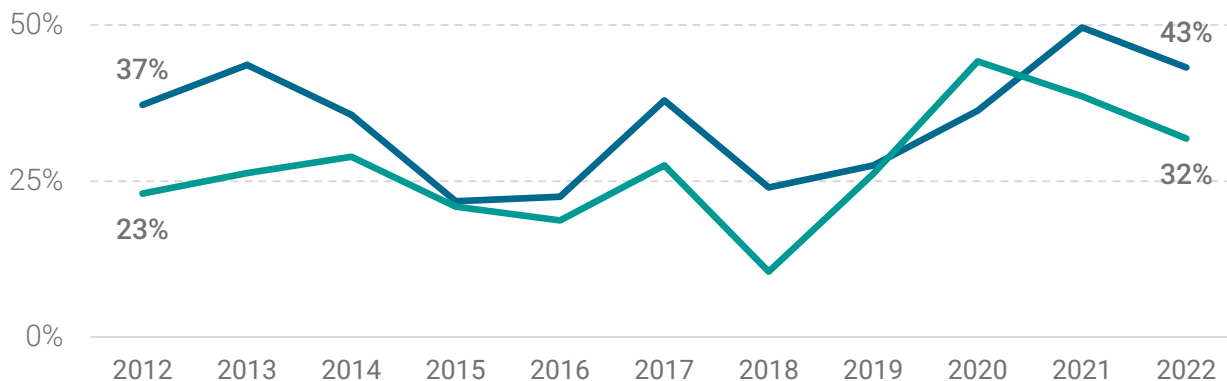
Note: Data displayed only when data is publicly available.

EXAM OUTCOMES (continued)

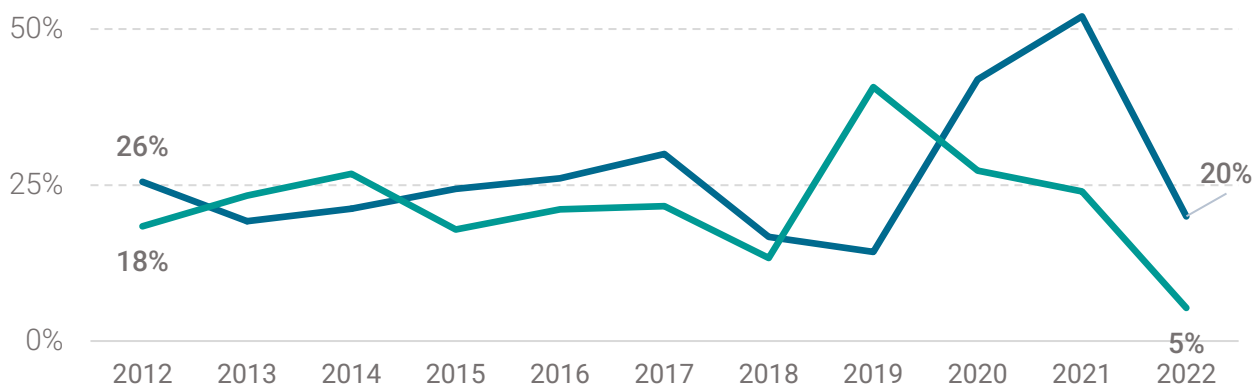
California Bar Exam Pass Rates for First-Time Test Takers by Gender Identity
July 2012-2022

— Men — Women

CALS

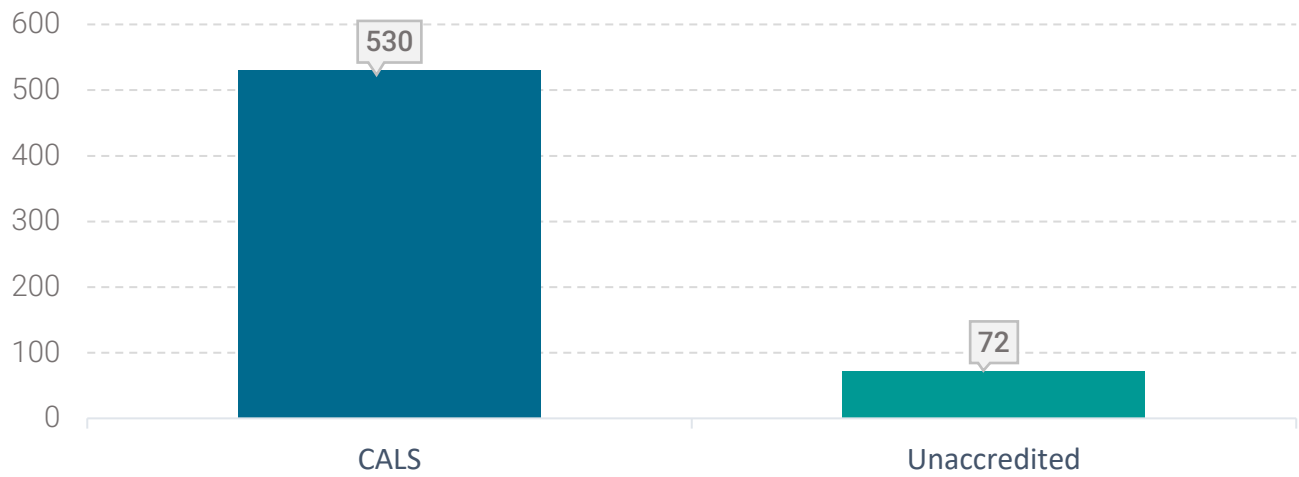


Unaccredited



JDS AWARDED

Number of JDs Awarded
2022

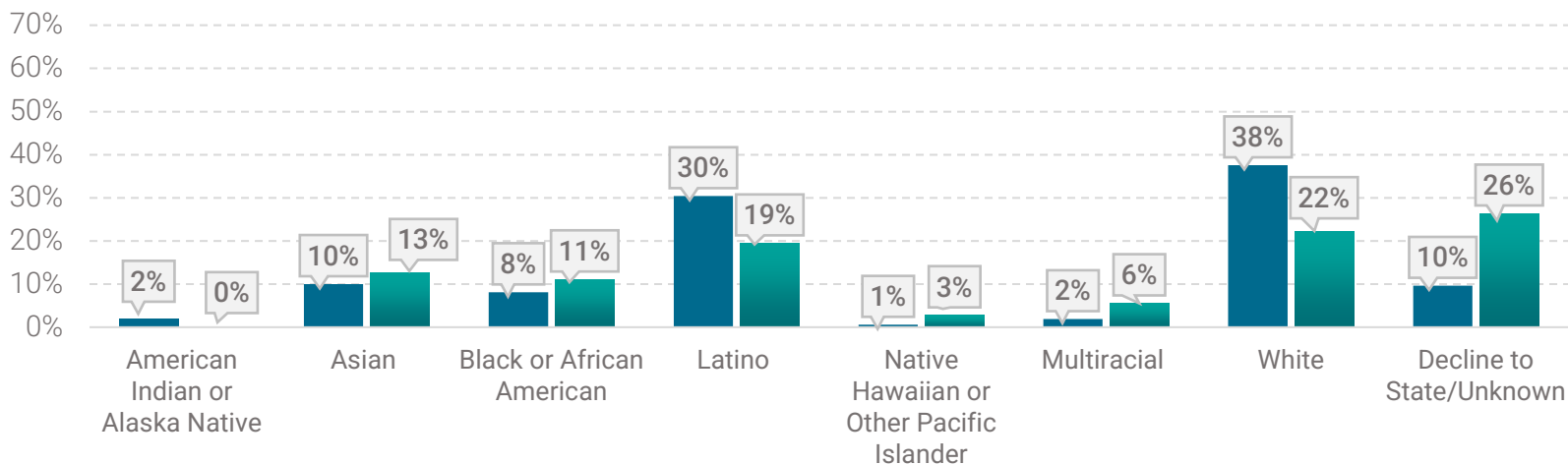


JDS AWARDED (continued)

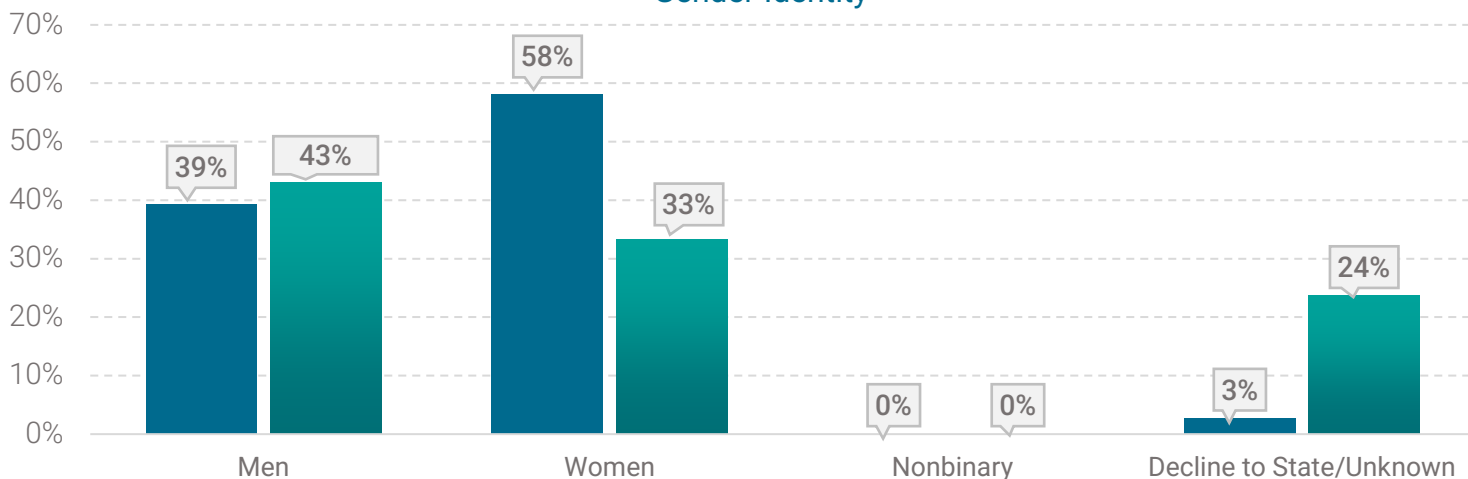
JDs Awarded by Race/Ethnicity and Gender Identity
2022

■ CALS ■ Unaccredited

Race/Ethnicity Detailed



Gender Identity



EMPLOYMENT OUTCOMES

Employment Outcomes for 2019 JD Graduates

Law School	Response Rates	2020 Employment Status		2021 Employment Status		2022 Employment Status			
		2019 JD Graduates	2022 Survey Response Rate	JD Degree Required	JD Degree Advantage	JD Degree Required	JD Degree Advantage	JD Degree Required	JD Degree Advantage
CALS									
Thomas Jefferson School of Law	114	33%	55%	16%	66%	16%	74%	16%	
University of West Los Angeles	57	21%	33%	42%	50%	33%	50%	42%	
Lincoln Law School of Sacramento	46	41%	32%	69%	68%	32%	74%	26%	
The Colleges of Law	37	35%	50%	25%	50%	42%	67%	25%	
Concord Law School at Purdue University Global	36	30%	50%	50%	70%	30%	80%	20%	
San Joaquin College of Law	34		74%	21%	82%	15%			
Trinity Law School	33	75%	36%	36%	44%	40%	48%	48%	
Northwestern California University School of Law	31	48%	14%	64%	29%	46%	20%	46%	
Empire College School of Law	23	57%	26%	26%	35%	26%	43%	21%	
Monterey College of Law- Campus Specific	21	81%	29%	41%	41%	29%	47%	35%	
San Francisco Law School	16	75%	75%	25%	75%	25%	75%	25%	
Glendale University College of Law	15	80%	58%	92%	92%	100%	92%	92%	
JFK School of Law at National University	15	40%	55%	45%	33%	50%	60%	40%	
Humphreys University Drivon School of Law	13	8%	2%	4%	3%	5%	8%	0%	
Lincoln Law School of San Jose	12	50%	8%	42%	8%	42%	17%	33%	
St. Francis School of Law	10	70%	0%	71%	0%	71%	29%	43%	
Cal Northern School of Law	10	30%	67%	100%	67%	100%	67%	100%	
Unaccredited									
Pacific Coast University, School of Law	27	37%	30%	50%	30%	60%	30%	70%	
Taft Law School	13	61%	1%	7%	2%	6%	4%	4%	
Abraham Lincoln University	12	50%	17%	67%	17%	67%	17%	67%	
Oak Brook College of Law and Government Policy	8	38%	0%	66%	0%	66%	0%	66%	
California Desert Trial Academy	3	100%	0%	100%	0%	100%	0%	100%	
American Institute of Law	3	66%	2%	2%	2%	2%	2%	2%	
Irvine College of Law	2	50%	50%	50%	50%	50%	50%	50%	
American International School of Law	2	50%	100%	100%	100%	100%	100%	100%	

Note: Employment data is not available for the following schools: University of La Verne College of Law and Public Service (CALS), Western Sierra Law School (Unaccredited), California School of Law (Unaccredited), Southern California Institute of Law (Unaccredited), and Peoples College of Law (Unaccredited).